

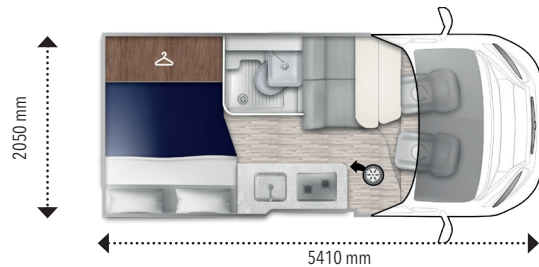
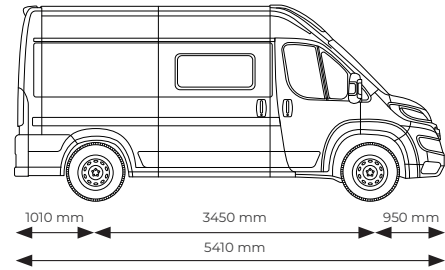
E-VAN K2 PREMIUM



CHASSIS	
MECHANICAL UNIT	FIAT DUCATO
ENGINE	2,2 L
POWER	140 CV
MAXIMUM TECHNICALLY PERMISSIBLE WEIGHT (KG)	3500
WEIGHT UNLADEN IN RUNNING CONDITIONS MIN / MAX (KG)	2785 / 3175
PAY LOAD MIN / MAX (KG)	715/325
WHEELBASE (MM)	3450
MAXIMUM TOWABLE WEIGHT (KG)	2500
WHEELS DIMENSIONS	16" ALLOY
MANUAL AIR CONDITIONING	S
DRIVER AND PASSENGER AIRBAG	S
CRUISE CONTROL WITH SPEED LIMITER	S
ABS / ESC	S/S/S
SWIVELLING DRIVER' AND PASSENGER'S SEAT	S
CAB SEAT COVERS	S
PAINTED CAB	WHITE
PAINTED FRONT BUMPER	S
BLACK GRILLE, SKID PLATE AND HEADLIGHT FRAME	S
REAR-VIEW CAMERA	S
TECHNO TRIM	S
DIMENSIONS AND PLACES	
HOMOLOGATED SEATS	4
EXTERNAL LENGHT (MM)	5410
EXTERNAL WIDTH (MM)	2050
EXTERNAL HEIGHT(CM) / INTERNAL HEIGHT (CM)	265 / 189
BERTHS	2 + 1
REAR BED (CM)	186X132(116)
SUPPLEMENTARY BED IN DINETTE	S
DIMENSIONS SUPPLEMENTARY BED IN DINETTE (CM)	146X93(50)
ADDITIONAL BED KIT IN DINETTE (CM)	(188X120/50) O
BEDS WITH STAVES	S
SKYLIGHT	
PANORAMIC SKYLIGHT 700X500 MM WITH BLIND AND MOSQUITO NET	S
400X400 MM SKYLIGHT	S
FIXED, PANORAMA ROOF IN THE CAB	0
OPENABLE REAR WINDOWS	S
DOUBLE-GLAZED WINDOWS WITH BLIND / MOSQUITO NET	S
INSTALLATIONS	
BURNERS	2
TANK CAPACITY : CLEAR WATER / WASTEWATER (L)	90/75
COMPRESSOR FRIDGE (L)	70 LT
STANDARD HEATING SYSTEM	COMBI DIESEL 4KW
SPACE FOR 2 GAS BOTTLES (TOT. MAX 7 KG)	S
BATHROOM WINDOW (DOUBLE OPAQUE GLASS)	S
INTERNAL INSULATION MATERIAL	POLYESTER FIBER AND ALUMINIUM
FLOOR THICKNESS (MM)	36
EQUIPMENTS	
LIFTING ROOF WITH INTEGRATED DOUBLE BED	0
STOWAGE ABOVE THE CABIN / OPEN SPACE CABIN	/S
PLEATED CAB BLIND	S
CAB / BODY CARPET	S/O
TABLE EXTENSIONS IN DINETTE	S
FOLDING TABLE	S
SLIDING ELECTRICAL STEP	S
STORAGE UNDER THE DINETTE TABLE	S
FLYSCREEN FOR SLIDING DOOR	S
INTERNAL LED LIGHTENING	S
ELECTRICAL SLIDING STEP	S
9" CAPACITIVE TOUCH SCREEN ANDROID AUTO/APPLE CARPLAY WIRELESS WITH STEERING WHEEL CONTROLS RADIO	S
EXTERIORS	
EXTERNAL LED LIGHT	S

S= standard O=optional - = not available

The mass in running order includes the weight of the empty base vehicle, of the driver (75 kg), 100% of the fuel (60-l tank), fresh water (tank filled with 20 l while travelling), and aluminium gas cylinders (max.15 kg) filled to 90% of their capacity, and tolerance specified in the type-approval (+/- 5%) (2007/46/EC). Anything not included in the standard version of the vehicle, both living unit and chassis, results in an increase in weight in running order with resulting decreased payload up to the possible reduction of approved seats in the case of the total weight for the available payload value. The available payloads result from the difference between maximum permissible mass and running order mass and have a tolerance of 5%. During the purchase phase it is necessary to check the weight of the options to be installed on the vehicle.



SILVER PACK

- SOLAR PANEL
- ENCLOSURE

MATIC PACK

- AUTOMATIC TRANSMISSION
- 16" ALLOY WHEEL RIMS
- MATIC LOGO STICKER

WINTER PACK

- GREY WATER TANK INSULATED WITH A 15-MM LAYER OF POLYURETHANE
- ELECTRICAL PROBE WITH THERMOSTAT POSITIONED CLOSE TO DRAIN VALVE
- INSULATION OF EXTERNAL WATER PIPES
- INSULATION OF EXTERNAL HEATING PIPES

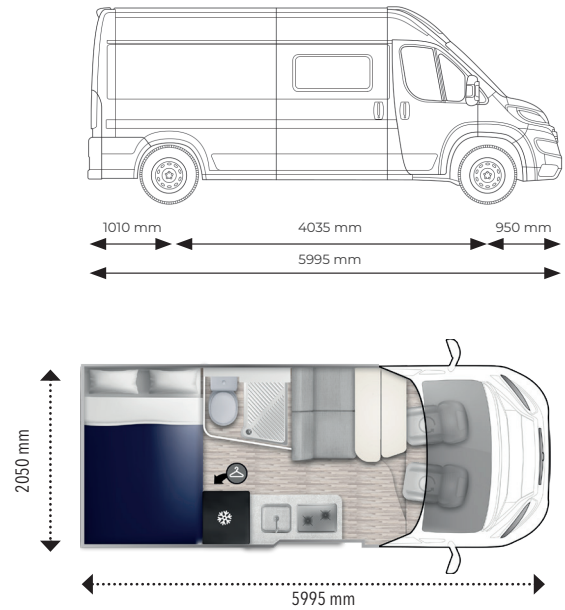
ARTIC PACK

- HEATER INCREASED TO 5 OR 6 KW, DEPENDING ON THE RANGE
- DIGITAL MULTI-CONTROL PANEL
- WINTER PACK
- THERMAL COVER FOR CAB DASHBOARD
- EXTERNAL THERMAL COVER FOR THE CAB
- CURTAIN KIT (PLEATED DINETTE CURTAIN AND REAR DOOR CURTAINS*)
- THERMAL INSULATING WINDOW COVERS

E-VAN 2 PREMIUM



CHASSIS	
MECHANICAL UNIT	FIAT DUCATO
ENGINE	2,2 L
POWER	140 CV
MAXIMUM TECHNICALLY PERMISSIBLE WEIGHT (KG)	3500
WEIGHT UNLADEN IN RUNNING CONDITIONS MIN / MAX (KG)	2835/ 3170
PAY LOAD MIN / MAX (KG)	665/330
WHEELBASE (MM)	4035
MAXIMUM TOWABLE WEIGHT (KG)	2500
WHEELS DIMENSIONS	16" ALLOY
MANUAL AIR CONDITIONING	S
DRIVER AND PASSENGER AIRBAG	S
CRUISE CONTROL WITH SPEED LIMITER	S
ABS / ESC	S/S/S
SWIVELLING DRIVER' AND PASSENGER'S SEAT	S
CAB SEAT COVERS	S
PAINTED CAB	WHITE
PAINTED FRONT BUMPER	S
BLACK GRILLE, SKID PLATE AND HEADLIGHT FRAME	S
REAR-VIEW CAMERA	S
TECHNO TRIM	S
DIMENSIONS AND PLACES	
HOMOLOGATED SEATS	4
EXTERNAL LENGHT (MM)	5995
EXTERNAL WIDTH (MM)	2050
EXTERNAL HEIGHT(CM) / INTERNAL HEIGHT (CM)	265 / 189
BERTHS	2 + 1
REAR BED (CM)	186X149
SUPPLEMENTARY BED IN DINETTE	S
DIMENSIONS SUPPLEMENTARY BED IN DINETTE (CM)	160X95(50)
ADDITIONAL BED KIT IN DINETTE (CM)	(188X120/50) O
BEDS WITH STAVES	S
SKYLIGHT	
PANORAMIC SKYLIGHT 700X500 MM WITH BLIND AND MOSQUITO NET	S
400X400 MM SKYLIGHT	S
FIXED, PANORAMA ROOF IN THE CAB	0
OPENABLE REAR WINDOWS	S
DOUBLE-GLAZED WINDOWS WITH BLIND / MOSQUITO NET	S
INSTALLATIONS	
BURNERS	2
TANK CAPACITY : CLEAR WATER / WASTEWATER (L)	85 (20) / 90
COMPRESSOR FRIDGE (L)	84 LT
STANDARD HEATING SYSTEM	COMBI DIESEL 4KW
SPACE FOR 2 GAS BOTTLES (TOT. MAX 7 KG)	S
BATHROOM WINDOW (DOUBLE OPAQUE GLASS)	S
INTERNAL INSULATION MATERIAL	POLYESTER FIBER AND ALUMINIUM
FLOOR THICKNESS (MM)	36
EQUIPMENTS	
LIFTING ROOF WITH INTEGRATED DOUBLE BED	0
STOWAGE ABOVE THE CABIN / OPEN SPACE CABIN	/S
PLEATED CAB BLIND	S
CAB / BODY CARPET	S/O
TABLE EXTENSIONS IN DINETTE	S
FOLDING TABLE	S
SLIDING ELECTRICAL STEP	S
STORAGE UNDER THE DINETTE TABLE	S
FLYSCREEN FOR SLIDING DOOR	S
INTERNAL LED LIGHTENING	S
ELECTRICAL SLIDING STEP	S
9" CAPACITIVE TOUCH SCREEN ANDROID AUTO/APPLE CARPLAY WIRELESS WITH STEERING WHEEL CONTROLS RADIO	S
EXTERIORS	
EXTERNAL LED LIGHT	S



S= standard O=optional - = not available

The mass in running order includes the weight of the empty base vehicle, of the driver (75 kg), 100% of the fuel (60-l tank), fresh water (tank filled with 20 l while travelling), and aluminium gas cylinders (max.15 kg) filled to 90% of their capacity, and tolerance specified in the type-approval (+/- 5%) (2007/46/EC). Anything not included in the standard version of the vehicle, both living unit and chassis, results in an increase in weight in running order with resulting decreased payload up to the possible reduction of approved seats in the case of the total weight for the available payload value. The available payloads result from the difference between maximum permissible mass and running order mass and have a tolerance of 5%. During the purchase phase it is necessary to check the weight of the options to be installed on the vehicle.

SILVER PACK

- SOLAR PANEL
- ENCLOSURE

MATIC PACK

- AUTOMATIC TRANSMISSION
- 16" ALLOY WHEEL RIMS
- MATIC LOGO STICKER

WINTER PACK

- GREY WATER TANK INSULATED WITH A 15-MM LAYER OF POLYURETHANE
- ELECTRICAL PROBE WITH THERMOSTAT POSITIONED CLOSE TO DRAIN VALVE
- INSULATION OF EXTERNAL WATER PIPES
- INSULATION OF EXTERNAL HEATING PIPES

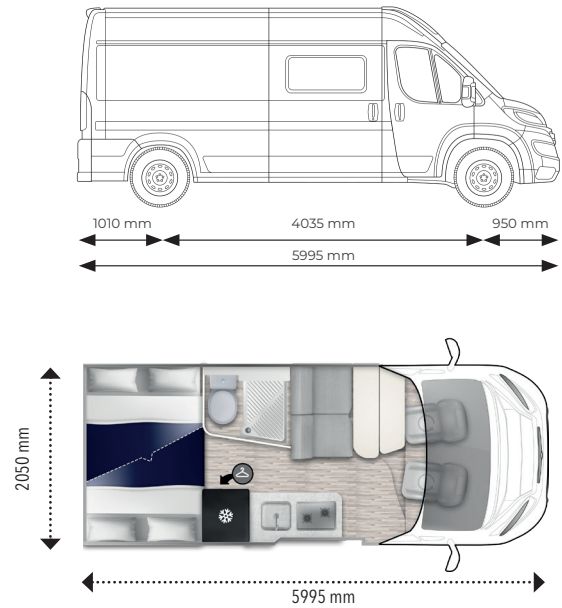
ARTIC PACK

- HEATER INCREASED TO 5 OR 6 KW, DEPENDING ON THE RANGE
- DIGITAL MULTI-CONTROL PANEL
- WINTER PACK
- THERMAL COVER FOR CAB DASHBOARD
- EXTERNAL THERMAL COVER FOR THE CAB
- CURTAIN KIT (PLEATED DINETTE CURTAIN AND REAR DOOR CURTAINS*)
- THERMAL INSULATING WINDOW COVERS

E-VAN 5 PREMIUM



CHASSIS	
MECHANICAL UNIT	FIAT DUCATO
ENGINE	2,2 L
POWER	140 CV
MAXIMUM TECHNICALLY PERMISSIBLE WEIGHT (KG)	3500
WEIGHT UNLADEN IN RUNNING CONDITIONS MIN / MAX (KG)	2845 / 3170
PAY LOAD MIN / MAX (KG)	655/330
WHEELBASE (MM)	4035
MAXIMUM TOWABLE WEIGHT (KG)	2500
WHEELS DIMENSIONS	16" ALLOY
MANUAL AIR CONDITIONING	S
DRIVER AND PASSENGER AIRBAG	S
CRUISE CONTROL WITH SPEED LIMITER	S
ABS / ESC	S/S/S
SWIVELLING DRIVER' AND PASSENGER'S SEAT	S
CAB SEAT COVERS	S
PAINTED CAB	WHITE
PAINTED FRONT BUMPER	S
BLACK GRILLE, SKID PLATE AND HEADLIGHT FRAME	S
REAR-VIEW CAMERA	S
TECHNO TRIM	S
DIMENSIONS AND PLACES	
HOMOLOGATED SEATS	4
EXTERNAL LENGHT (MM)	5995
EXTERNAL WIDTH (MM)	2050
EXTERNAL HEIGHT(CM) / INTERNAL HEIGHT (CM)	265 / 189
BERTHS	4+1
REAR BED (CM)	186X144 - 184X133
SUPPLEMENTARY BED IN DINETTE	S
DIMENSIONS SUPPLEMENTARY BED IN DINETTE (CM)	160X95(50)
ADDITIONAL BED KIT IN DINETTE (CM)	(188X120/50) O
BEDS WITH STAVES	S
SKYLIGHT	
PANORAMIC SKYLIGHT 700X500 MM WITH BLIND AND MOSQUITO NET	S
400X400 MM SKYLIGHT	S
FIXED, PANORAMA ROOF IN THE CAB	0
OPENABLE REAR WINDOWS	S
DOUBLE-GLAZED WINDOWS WITH BLIND / MOSQUITO NET	S
INSTALLATIONS	
BURNERS	2
TANK CAPACITY : CLEAR WATER / WASTEWATER (L)	90 (20) / 90
COMPRESSOR FRIDGE (L)	84 LT
STANDARD HEATING SYSTEM	COMBI DIESEL 4KW
SPACE FOR 2 GAS BOTTLES (TOT. MAX 7 KG)	S
BATHROOM WINDOW (DOUBLE OPAQUE GLASS)	S
INTERNAL INSULATION MATERIAL	POLYESTER FIBER AND ALUMINIUM
FLOOR THICKNESS (MM)	36
EQUIPMENTS	
LIFTING ROOF WITH INTEGRATED DOUBLE BED	0
STOWAGE ABOVE THE CABIN / OPEN SPACE CABIN	-/S
PLEATED CAB BLIND	S
CAB / BODY CARPET	S/O
TABLE EXTENSIONS IN DINETTE	S
FOLDING TABLE	S
SLIDING ELECTRICAL STEP	S
STORAGE UNDER THE DINETTE TABLE	S
FLYSCREEN FOR SLIDING DOOR	S
INTERNAL LED LIGHTENING	S
ELECTRICAL SLIDING STEP	S
9" CAPACITIVE TOUCH SCREEN ANDROID AUTO/APPLE CARPLAY WIRELESS WITH STEERING WHEEL CONTROLS RADIO	S
EXTERIORS	
EXTERNAL LED LIGHT	S



S= standard O=optional - = not available

The mass in running order includes the weight of the empty base vehicle, of the driver (75 kg), 100% of the fuel (60-l tank), fresh water (tank filled with 20 l while travelling), and aluminium gas cylinders (max.15 kg) filled to 90% of their capacity, and tolerance specified in the type-approval (+/- 5%) (2007/46/EC). Anything not included in the standard version of the vehicle, both living unit and chassis, results in an increase in weight in running order with resulting decreased payload up to the possible reduction of approved seats in the case of the total weight for the available payload value. The available payloads result from the difference between maximum permissible mass and running order mass and have a tolerance of 5%. During the purchase phase it is necessary to check the weight of the options to be installed on the vehicle.

SILVER PACK

- SOLAR PANEL
- ENCLOSURE

MATIC PACK

- AUTOMATIC TRANSMISSION
- 16" ALLOY WHEEL RIMS
- MATIC LOGO STICKER

WINTER PACK

- GREY WATER TANK INSULATED WITH A 15-MM LAYER OF POLYURETHANE
- ELECTRICAL PROBE WITH THERMOSTAT POSITIONED CLOSE TO DRAIN VALVE
- INSULATION OF EXTERNAL WATER PIPES
- INSULATION OF EXTERNAL HEATING PIPES

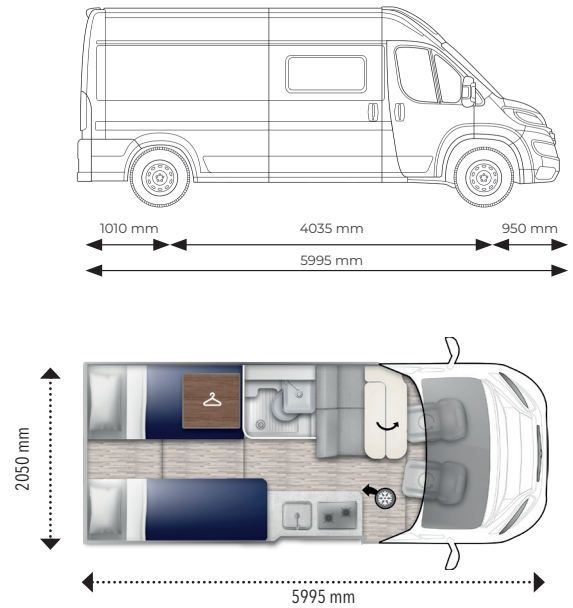
ARTIC PACK

- HEATER INCREASED TO 5 OR 6 KW, DEPENDING ON THE RANGE
- DIGITAL MULTI-CONTROL PANEL
- WINTER PACK
- THERMAL COVER FOR CAB DASHBOARD
- EXTERNAL THERMAL COVER FOR THE CAB
- CURTAIN KIT (PLEATED DINETTE CURTAIN AND REAR DOOR CURTAINS*)
- THERMAL INSULATING WINDOW COVERS

E-VAN 6 PREMIUM



CHASSIS	
MECHANICAL UNIT	FIAT DUCATO
ENGINE	2,2 L
POWER	140 CV
MAXIMUM TECHNICALLY PERMISSIBLE WEIGHT (KG)	3500
WEIGHT UNLADEN IN RUNNING CONDITIONS MIN / MAX (KG)	2845 / 3170
PAY LOAD MIN / MAX (KG)	655/330
WHEELBASE (MM)	4035
MAXIMUM TOWABLE WEIGHT (KG)	2500
WHEELS DIMENSIONS	16" ALLOY
MANUAL AIR CONDITIONING	S
DRIVER AND PASSENGER AIRBAG	S
CRUISE CONTROL WITH SPEED LIMITER	S
ABS / ESC	S/S/S
SWIVELLING DRIVER' AND PASSENGER'S SEAT	S
CAB SEAT COVERS	S
PAINTED CAB	WHITE
PAINTED FRONT BUMPER	S
BLACK GRILLE, SKID PLATE AND HEADLIGHT FRAME	S
REAR-VIEW CAMERA	S
TECHNO TRIM	S
DIMENSIONS AND PLACES	
HOMOLOGATED SEATS	4
EXTERNAL LENGHT (MM)	5995
EXTERNAL WIDTH (MM)	2050
EXTERNAL HEIGHT(CM) / INTERNAL HEIGHT (CM)	265 / 189
BERTHS	2+1
REAR BED (CM)	203X68 - 175X75
SUPPLEMENTARY BED IN DINETTE	S
DIMENSIONS SUPPLEMENTARY BED IN DINETTE (CM)	146X93(50)
ADDITIONAL BED KIT IN DINETTE (CM)	(188X120/50) O
BEDS WITH STAVES	S
SKYLIGHT	
PANORAMIC SKYLIGHT 700X500 MM WITH BLIND AND MOSQUITO NET	S
400X400 MM SKYLIGHT	S
FIXED, PANORAMA ROOF IN THE CAB	0
OPENABLE REAR WINDOWS	S
DOUBLE-GLAZED WINDOWS WITH BLIND / MOSQUITO NET	S
INSTALLATIONS	
BURNERS	2
TANK CAPACITY : CLEAR WATER / WASTEWATER (L)	85 (20) / 90
COMPRESSOR FRIDGE (L)	70 LT
STANDARD HEATING SYSTEM	COMBI DIESEL 4KW
SPACE FOR 2 GAS BOTTLES (TOT. MAX 7 KG)	S
BATHROOM WINDOW (DOUBLE OPAQUE GLASS)	S
INTERNAL INSULATION MATERIAL	POLYESTER FIBER AND ALUMINIUM
FLOOR THICKNESS (MM)	36
EQUIPMENTS	
LIFTING ROOF WITH INTEGRATED DOUBLE BED	0
STOWAGE ABOVE THE CABIN / OPEN SPACE CABIN	S
PLEATED CAB BLIND	S
CAB / BODY CARPET	S/O
TABLE EXTENSIONS IN DINETTE	S
FOLDING TABLE	S
SLIDING ELECTRICAL STEP	S
STORAGE UNDER THE DINETTE TABLE	S
FLYSCREEN FOR SLIDING DOOR	S
INTERNAL LED LIGHTENING	S
ELECTRICAL SLIDING STEP	S
9" CAPACITIVE TOUCH SCREEN ANDROID AUTO/APPLE CARPLAY WIRELESS WITH STEERING WHEEL CONTROLS RADIO	S
EXTERIORS	
EXTERNAL LED LIGHT	S



SILVER PACK

- SOLAR PANEL
- ENCLOSURE

MATIC PACK

- AUTOMATIC TRANSMISSION
- 16" ALLOY WHEEL RIMS
- MATIC LOGO STICKER

WINTER PACK

- GREY WATER TANK INSULATED WITH A 15-MM LAYER OF POLYURETHANE
- ELECTRICAL PROBE WITH THERMOSTAT POSITIONED CLOSE TO DRAIN VALVE
- INSULATION OF EXTERNAL WATER PIPES
- INSULATION OF EXTERNAL HEATING PIPES

ARTIC PACK

- HEATER INCREASED TO 5 OR 6 KW, DEPENDING ON THE RANGE
- DIGITAL MULTI-CONTROL PANEL
- WINTER PACK
- THERMAL COVER FOR CAB DASHBOARD
- EXTERNAL THERMAL COVER FOR THE CAB
- CURTAIN KIT (PLEATED DINETTE CURTAIN AND REAR DOOR CURTAINS*)
- THERMAL INSULATING WINDOW COVERS

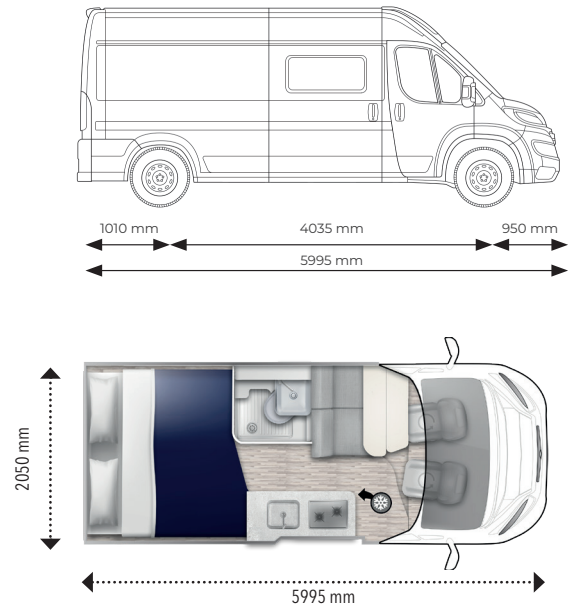
S= standard O=optional - = not available

The mass in running order includes the weight of the empty base vehicle, of the driver (75 kg), 100% of the fuel (60-l tank), fresh water (tank filled with 20 l while travelling), and aluminium gas cylinders (max.15 kg) filled to 90% of their capacity, and tolerance specified in the type-approval (+/- 5%) (2007/46/EC). Anything not included in the standard version of the vehicle, both living unit and chassis, results in an increase in weight in running order with resulting decreased payload up to the possible reduction of approved seats in the case of the total weight for the available payload value. The available payloads result from the difference between maximum permissible mass and running order mass and have a tolerance of 5%. During the purchase phase it is necessary to check the weight of the options to be installed on the vehicle.

E-VAN 6 XL PREMIUM



CHASSIS	
MECHANICAL UNIT	FIAT DUCATO
ENGINE	2,2 L
POWER	140 CV
MAXIMUM TECHNICALLY PERMISSIBLE WEIGHT (KG)	3500
WEIGHT UNLADEN IN RUNNING CONDITIONS MIN / MAX (KG)	2845 / 3170
PAY LOAD MIN / MAX (KG)	655/330
WHEELBASE (MM)	4035
MAXIMUM TOWABLE WEIGHT (KG)	2500
WHEELS DIMENSIONS	16" ALLOY
MANUAL AIR CONDITIONING	S
DRIVER AND PASSENGER AIRBAG	S
CRUISE CONTROL WITH SPEED LIMITER	S
ABS / ESC	S/S/S
SWIVELLING DRIVER' AND PASSENGER'S SEAT	S
CAB SEAT COVERS	S
PAINTED CAB	WHITE
PAINTED FRONT BUMPER	S
BLACK GRILLE, SKID PLATE AND HEADLIGHT FRAME	S
REAR-VIEW CAMERA	S
TECHNO TRIM	S
DIMENSIONS AND PLACES	
HOMOLOGATED SEATS	4
EXTERNAL LENGHT (MM)	5995
EXTERNAL WIDTH (MM)	2050
EXTERNAL HEIGHT(CM) / INTERNAL HEIGHT (CM)	266 / 189
BERTHS	2+1
REAR BED (CM)	"190(160)X160 [LIFT POS.] 190(160)X190 [LOW POS.]"
SUPPLEMENTARY BED IN DINETTE	S
DIMENSIONS SUPPLEMENTARY BED IN DINETTE (CM)	146X93(50)
ADDITIONAL BED KIT IN DINETTE (CM)	(188X120/50) O
BEDS WITH STAVES	S
SKYLIGHT	
PANORAMIC SKYLIGHT 700X500 MM WITH BLIND AND MOSQUITO NET	S
400X400 MM SKYLIGHT	S
FIXED, PANORAMA ROOF IN THE CAB	0
OPENABLE REAR WINDOWS	S
DOUBLE-GLAZED WINDOWS WITH BLIND / MOSQUITO NET	S
INSTALLATIONS	
BURNERS	2
TANK CAPACITY : CLEAR WATER / WASTEWATER (L)	86 (20) / 90
COMPRESSOR FRIDGE (L)	70 LT
STANDARD HEATING SYSTEM	WEBASTO AIR TOP EVO 40 DIESEL
SPACE FOR 2 GAS BOTTLES (TOT. MAX 7 KG)	S
BATHROOM WINDOW (DOUBLE OPAQUE GLASS)	S
INTERNAL INSULATION MATERIAL	POLYESTER FIBER AND ALUMINIUM
FLOOR THICKNESS (MM)	36
EQUIPMENTS	
LIFTING ROOF WITH INTEGRATED DOUBLE BED	0
STOWAGE ABOVE THE CABIN / OPEN SPACE CABIN	S
PLEATED CAB BLIND	S
CAB / BODY CARPET	S/O
TABLE EXTENSIONS IN DINETTE	S
FOLDING TABLE	S
SLIDING ELECTRICAL STEP	S
STORAGE UNDER THE DINETTE TABLE	S
FLYSCREEN FOR SLIDING DOOR	S
INTERNAL LED LIGHTENING	S
ELECTRICAL SLIDING STEP	S
9" CAPACITIVE TOUCH SCREEN ANDROID AUTO/APPLE CARPLAY WIRELESS WITH STEERING WHEEL CONTROLS RADIO	S
EXTERIORS	
EXTERNAL LED LIGHT	S



- SILVER PACK**
 - SOLAR PANEL
 - ENCLOSURE
- MATIC PACK**
 - AUTOMATIC TRANSMISSION
 - 16" ALLOY WHEEL RIMS
 - MATIC LOGO STICKER
- WINTER PACK**
 - GREY WATER TANK INSULATED WITH A 15-MM LAYER OF POLYURETHANE
 - ELECTRICAL PROBE WITH THERMOSTAT POSITIONED CLOSE TO DRAIN VALVE
 - INSULATION OF EXTERNAL WATER PIPES
 - INSULATION OF EXTERNAL HEATING PIPES
- ARTIC PACK**
 - HEATER INCREASED TO 5 OR 6 KW, DEPENDING ON THE RANGE
 - DIGITAL MULTI-CONTROL PANEL
 - WINTER PACK
 - THERMAL COVER FOR CAB DASHBOARD
 - EXTERNAL THERMAL COVER FOR THE CAB
 - CURTAIN KIT (PLEATED DINETTE CURTAIN AND REAR DOOR CURTAINS*)
 - THERMAL INSULATING WINDOW COVERS

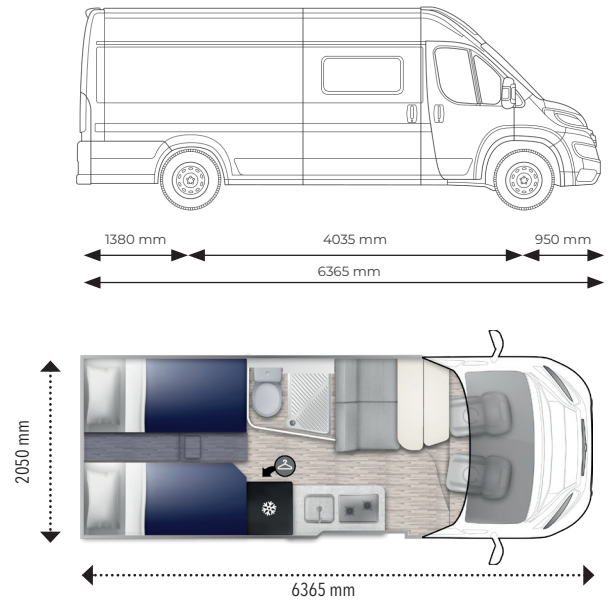
S= standard O=optional - = not available

The mass in running order includes the weight of the empty base vehicle, of the driver (75 kg), 100% of the fuel (60-l tank), fresh water (tank filled with 20 l while travelling), and aluminium gas cylinders (max.15 kg) filled to 90% of their capacity, and tolerance specified in the type-approval (+/- 5%) (2007/46/EC). Anything not included in the standard version of the vehicle, both living unit and chassis, results in an increase in weight in running order with resulting decreased payload up to the possible reduction of approved seats in the case of the total weight for the available payload value. The available payloads result from the difference between maximum permissible mass and running order mass and have a tolerance of 5%. During the purchase phase it is necessary to check the weight of the options to be installed on the vehicle.

E-VAN DUO PREMIUM



CHASSIS	
MECHANICAL UNIT	FIAT DUCATO
ENGINE	2,2 L
POWER	140 CV
MAXIMUM TECHNICALLY PERMISSIBLE WEIGHT (KG)	3500
WEIGHT UNLADEN IN RUNNING CONDITIONS MIN / MAX (KG)	2955 / 3165
PAY LOAD MIN / MAX (KG)	545 / 335
WHEELBASE (MM)	4035
MAXIMUM TOWABLE WEIGHT (KG)	2500
WHEELS DIMENSIONS	16" ALLOY
MANUAL AIR CONDITIONING	S
DRIVER AND PASSENGER AIRBAG	S
CRUISE CONTROL WITH SPEED LIMITER	S
ABS / ESC	S/S
SWIVELLING DRIVER' AND PASSENGER'S SEAT	S
CAB SEAT COVERS	S
PAINTED CAB	WHITE
PAINTED FRONT BUMPER	S
BLACK GRILLE, SKID PLATE AND HEADLIGHT FRAME	S
REAR-VIEW CAMERA	S
TECHNO TRIM	S
DIMENSIONS AND PLACES	
HOMOLOGATED SEATS	4
EXTERNAL LENGHT (MM)	6365
EXTERNAL WIDTH (MM)	2050
EXTERNAL HEIGHT(CM) / INTERNAL HEIGHT (CM)	265 / 189
BERTHS	2 + 1
REAR BED (CM)	195X80 - 186X80
SUPPLEMENTARY BED IN DINETTE	S
DIMENSIONS SUPPLEMENTARY BED IN DINETTE (CM)	156X95(50)
ADDITIONAL BED KIT IN DINETTE (CM)	(188X120/50) O
BEDS WITH STAVES	S
SKYLIGHT	
PANORAMIC SKYLIGHT 700X500 MM WITH BLIND AND MOSQUITO NET	S
400X400 MM SKYLIGHT	S
FIXED, PANORAMA ROOF IN THE CAB	0
OPENABLE REAR WINDOWS	S
DOUBLE-GLAZED WINDOWS WITH BLIND / MOSQUITO NET	S
INSTALLATIONS	
BURNERS	2
TANK CAPACITY : CLEAR WATER / WASTEWATER (L)	85 (20) / 90
COMPRESSOR FRIDGE (L)	84 LT
STANDARD HEATING SYSTEM	COMBI DIESEL 4KW
SPACE FOR 2 GAS BOTTLES (TOT. MAX 7 KG)	S
BATHROOM WINDOW (DOUBLE OPAQUE GLASS)	S
INTERNAL INSULATION MATERIAL	POLYESTER FIBER AND ALUMINIUM
FLOOR THICKNESS (MM)	36
EQUIPMENTS	
LIFTING ROOF WITH INTEGRATED DOUBLE BED	0
STOWAGE ABOVE THE CABIN / OPEN SPACE CABIN	-/S
PLEATED CAB BLIND	S
CAB / BODY CARPET	S/O
TABLE EXTENSIONS IN DINETTE	S
FOLDING TABLE	S
SLIDING ELECTRICAL STEP	S
STORAGE UNDER THE DINETTE TABLE	S
FLYSCREEN FOR SLIDING DOOR	S
INTERNAL LED LIGHTENING	S
ELECTRICAL SLIDING STEP	S
9" CAPACITIVE TOUCH SCREEN ANDROID AUTO/APPLE CARPLAY WIRELESS WITH STEERING WHEEL CONTROLS RADIO	S
EXTERIORS	
EXTERNAL LED LIGHT	S



SILVER PACK

- SOLAR PANEL
- ENCLOSURE

MATIC PACK

- AUTOMATIC TRANSMISSION
- 16" ALLOY WHEEL RIMS
- MATIC LOGO STICKER

WINTER PACK

- GREY WATER TANK INSULATED WITH A 15-MM LAYER OF POLYURETHANE
- ELECTRICAL PROBE WITH THERMOSTAT POSITIONED CLOSE TO DRAIN VALVE
- INSULATION OF EXTERNAL WATER PIPES
- INSULATION OF EXTERNAL HEATING PIPES

ARTIC PACK

- HEATER INCREASED TO 5 OR 6 KW, DEPENDING ON THE RANGE
- DIGITAL MULTI-CONTROL PANEL
- WINTER PACK
- THERMAL COVER FOR CAB DASHBOARD
- EXTERNAL THERMAL COVER FOR THE CAB
- CURTAIN KIT (PLEATED DINETTE CURTAIN AND REAR DOOR CURTAINS*)
- THERMAL INSULATING WINDOW COVERS

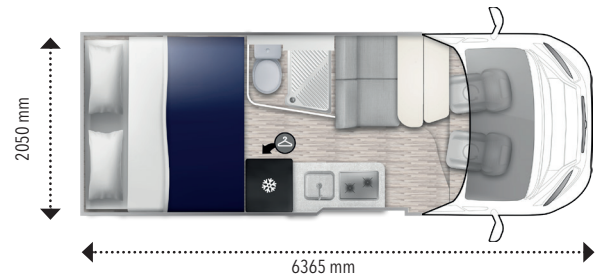

S= standard O=optional - = not available

The mass in running order includes the weight of the empty base vehicle, of the driver (75 kg), 100% of the fuel (60-l tank), fresh water (tank filled with 20 l while travelling), and aluminium gas cylinders (max.15 kg) filled to 90% of their capacity, and tolerance specified in the type-approval (+/- 5%) (2007/46/EC). Anything not included in the standard version of the vehicle, both living unit and chassis, results in an increase in weight in running order with resulting decreased payload up to the possible reduction of approved seats in the case of the total weight for the available payload value. The available payloads result from the difference between maximum permissible mass and running order mass and have a tolerance of 5%. During the purchase phase it is necessary to check the weight of the options to be installed on the vehicle.

E-VAN DUO XL PREMIUM



CHASSIS	
MECHANICAL UNIT	FIAT DUCATO
ENGINE	2,2 L
POWER	140 CV
MAXIMUM TECHNICALLY PERMISSIBLE WEIGHT (KG)	3500
WEIGHT UNLADEN IN RUNNING CONDITIONS MIN / MAX (KG)	2975 / 3165
PAY LOAD MIN / MAX (KG)	525 / 335
WHEELBASE (MM)	4035
MAXIMUM TOWABLE WEIGHT (KG)	2500
WHEELS DIMENSIONS	16" ALLOY
MANUAL AIR CONDITIONING	S
DRIVER AND PASSENGER AIRBAG	S
CRUISE CONTROL WITH SPEED LIMITER	S
ABS / ESC	S/S
SWIVELLING DRIVER' AND PASSENGER'S SEAT	S
CAB SEAT COVERS	S
PAINTED CAB	WHITE
PAINTED FRONT BUMPER	S
BLACK GRILLE, SKID PLATE AND HEADLIGHT FRAME	S
REAR-VIEW CAMERA	S
TECHNO TRIM	S
DIMENSIONS AND PLACES	
HOMOLOGATED SEATS	4
EXTERNAL LENGHT (MM)	6365
EXTERNAL WIDTH (MM)	2050
EXTERNAL HEIGHT(CM) / INTERNAL HEIGHT (CM)	265 / 189
BERTHS	2 + 1
REAR BED (CM)	"185(175) X 160 [LIFT POS.] 185(175) X 190 [LOW POS.]"
SUPPLEMENTARY BED IN DINETTE	S
DIMENSIONS SUPPLEMENTARY BED IN DINETTE (CM)	156X95(50)
ADDITIONAL BED KIT IN DINETTE (CM)	(188X120/50) O
BEDS WITH STAVES	S
SKYLIGHT	
PANORAMIC SKYLIGHT 700X500 MM WITH BLIND AND MOSQUITO NET	S
400X400 MM SKYLIGHT	S
FIXED, PANORAMA ROOF IN THE CAB	O
OPENABLE REAR WINDOWS	S
DOUBLE-GLAZED WINDOWS WITH BLIND / MOSQUITO NET	S
INSTALLATIONS	
BURNERS	2
TANK CAPACITY : CLEAR WATER / WASTEWATER (L)	85 (20) / 90
COMPRESSOR FRIDGE (L)	84 LT
STANDARD HEATING SYSTEM	COMBI DIESEL 4KW
SPACE FOR 2 GAS BOTTLES (TOT. MAX 7 KG)	S
BATHROOM WINDOW (DOUBLE OPAQUE GLASS)	S
INTERNAL INSULATION MATERIAL	POLYESTER FIBER AND ALUMINIUM
FLOOR THICKNESS (MM)	36
EQUIPMENTS	
LIFTING ROOF WITH INTEGRATED DOUBLE BED	O
STOWAGE ABOVE THE CABIN / OPEN SPACE CABIN	-/S
PLEATED CAB BLIND	S
CAB / BODY CARPET	S/O
TABLE EXTENSIONS IN DINETTE	S
FOLDING TABLE	S
SLIDING ELECTRICAL STEP	S
STORAGE UNDER THE DINETTE TABLE	S
FLYSCREEN FOR SLIDING DOOR	S
INTERNAL LED LIGHTENING	S
ELECTRICAL SLIDING STEP	S
9" CAPACITIVE TOUCH SCREEN ANDROID AUTO/APPLE CARPLAY WIRELESS WITH STEERING WHEEL CONTROLS RADIO	S
EXTERIORS	
EXTERNAL LED LIGHT	S



SILVER PACK

- SOLAR PANEL
- ENCLOSURE

MATIC PACK

- AUTOMATIC TRANSMISSION
- 16" ALLOY WHEEL RIMS
- MATIC LOGO STICKER

WINTER PACK

- GREY WATER TANK INSULATED WITH A 15-MM LAYER OF POLYURETHANE
- ELECTRICAL PROBE WITH THERMOSTAT POSITIONED CLOSE TO DRAIN VALVE
- INSULATION OF EXTERNAL WATER PIPES
- INSULATION OF EXTERNAL HEATING PIPES

ARTIC PACK

- HEATER INCREASED TO 5 OR 6 KW, DEPENDING ON THE RANGE
- DIGITAL MULTI-CONTROL PANEL
- WINTER PACK
- THERMAL COVER FOR CAB DASHBOARD
- EXTERNAL THERMAL COVER FOR THE CAB
- CURTAIN KIT (PLEATED DINETTE CURTAIN AND REAR DOOR CURTAINS*)
- THERMAL INSULATING WINDOW COVERS

S= standard O=optional - = not available

The mass in running order includes the weight of the empty base vehicle, of the driver (75 kg), 100% of the fuel (60-l tank), fresh water (tank filled with 20 l while travelling), and aluminium gas cylinders (max.15 kg) filled to 90% of their capacity, and tolerance specified in the type-approval (+/- 5%) (2007/46/EC). Anything not included in the standard version of the vehicle, both living unit and chassis, results in an increase in weight in running order with resulting decreased payload up to the possible reduction of approved seats in the case of the total weight for the available payload value. The available payloads result from the difference between maximum permissible mass and running order mass and have a tolerance of 5%. During the purchase phase it is necessary to check the weight of the options to be installed on the vehicle.

The masses indicated in this data sheets refer to the provisions of European Directive 2007/46/EC.

MASS IN RUNNING ORDER

It includes the weight of the empty base vehicle, of the driver (75 kg), 100% of the fuel (60-l tank), fresh water (tank filled with 20 l while travelling), and a gas tank for living purposes (20 kg). The mass in running order, and consequently the payload and/or certified seats may vary depending on the accessories installed.

PAYLOAD

This consists of the difference between the maximum technically permissible laden mass and the mass in running order. It includes elements for living purposes, the transported passengers defined by the manufacturer (driver excluded), and the personal effects.

The payload calculation is based on the following parameters: 75 kg for each passenger (driver excluded), 10 kg of baggage for each passenger and for the driver, 10 kg for each metre of length of the vehicle, plus the remaining payload, which can be used for the installation of accessories or for additional baggage. All masses and loads of the empty vehicle have a tolerance of +/- 5%, in compliance with Directive 2007/46/EC.

Any optional equipment increases the mass in running order and decreases the payload.

The weight of non-standard accessories is not included in the mass in running order indicated in this catalogue. Additional accessories and devices reduce the payload by a quantity equal to their weight; the incidence of the weight of the individual accessories is shown in the special column in the technical data sheets or can be requested at our dealers. In case certain accessories are installed (for example, additional elements such as coupling device or motorbike rack), the mass of these accessories will affect the payload, possibly reducing it along with the number of certified seats. Please note that the law does not allow the maximum permissible mass to be exceeded, which can be consulted under the specific heading of the data sheets. Please make sure that the maximum loads on the axles and the maximum technically permissible load mass are not exceeded during the complete loading phase of the vehicle. The regulations and requirements of each country may entail changes in the characteristics of this table. The number of certified seats may vary depending on the traffic regulations in force in each country. When driving, the fresh water tank must be filled to a maximum of 20 litres.